

A vibrant watercolor floral border surrounds the central text. It features a variety of flowers including roses in shades of pink, red, and yellow, as well as smaller blossoms in blue, purple, and orange. Green leaves and stems are interspersed throughout the design.

THE artwerks
DESIGN STUDIO



MELISSA POLOMSKY

is the creative behind



Immerse yourself in Melissa's vibrant painterly florals and abstract patterns, all created from her colorful original paintings.

With 15+ years working with licensing art to a variety of industries, The Artwerk's Design Studio can help you turn your creative visions into reality

Let's work together to create fresh, modern, and fun designs for your newest products!



THE artwerks

DESIGN STUDIO

Founded in 2008 by owner

MELISSA POLOMSKY

The Artwerks specializes in
VIBRANT PAINTERLY FLORALS
that are hand painted in the artist's Texas studio.

Melissa uses a variety of different mediums
to create her designs:

**ACRYLIC, WATERCOLOR, GOUACHE
COLLAGE, INK, PENS
& COLORED PENCILS**

...just to name a few!

Always loving to experiment with new and different techniques, she loves to document her creative process and showcases all of her works in progress, creative hobbies, and her technicolor life via her Facebook and Instagram @TheArtwerks.







Melissa began her business in 2008 selling her original works of art in her online store. Her daughter Alexia was born in 2011, and in 2012 she graduated with her BFA in studio art. Post university, Melissa began looking for new opportunities to use her artwork in fun and exciting ways.

After several requests from clients to offer her art on home decor items, fabrics, and clothing, she began to transform many of her original paintings into modern & unique patterns for textiles by partnering with the fabric print-on-demand company Spoonflower. She has been best known for her use of bright & vibrant colors to create dramatic floral prints for fabrics and wallpapers.

You can find Melissa these days in her studio surrounded by acrylics, watercolor, gouache, torn paper for collages, beads, yarn, markers, and more. She loves to transform her paintings, drawings, and collages into beautiful repeat patterns for a variety of different types of products.

She currently works from her studio in The Woodlands, Texas and lives with her husband Patrick, daughter Alexia, and their pets!







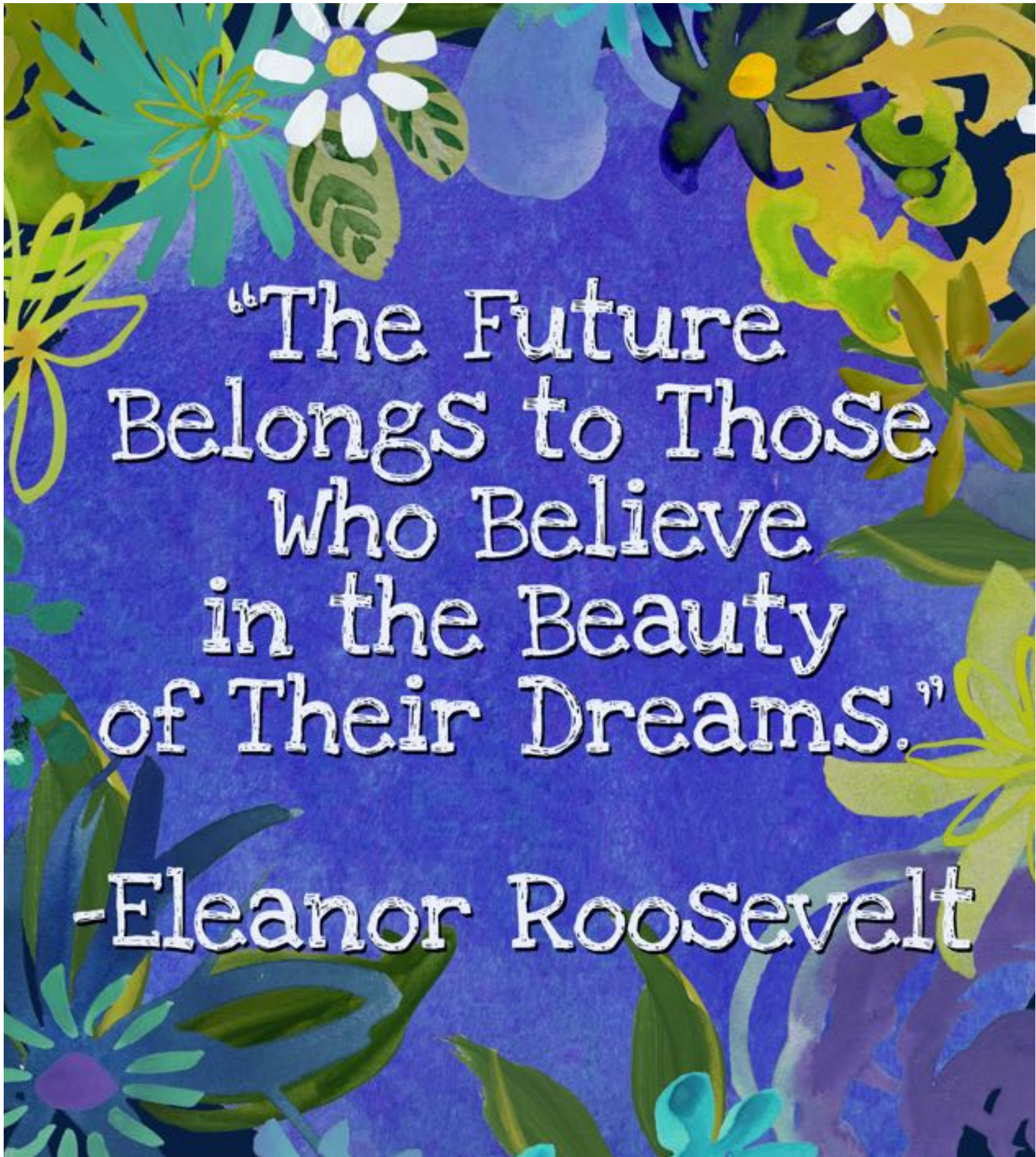
FABRICS












"The Future
Belongs to Those
Who Believe
in the Beauty
of Their Dreams."

-Eleanor Roosevelt





Painted Petals

By artwerks

Delivering September 2020



Painted Petals
By artwerks

Download this square collage from
clothworks.com & share on your social media,
website, newsletter, online shop, etc.

Clothworks



Garden Gems


by Melissa Polomsky

Delivering September 2022



Clothworks









FIND OUR ART
ON:

- Women's Fashion
- Children's Apparel
- Home Decor
- Cards
- Kitchen & Tabletop
- Quilting Fabrics
- Gifting
- Wall Decor & More!





Haute HANDBAGS

From the Publisher of Somerset Studio® & Belle Armoire™
HANDMADE PURSES, CLUTCHES & ALTERED BAGS

TRANSFORMING ART INTO FABRIC

Discover the techniques, tools, and materials for creating your own art-inspired handbags.


The creative process of transforming art into fabric is a journey that begins with a vision. It's a process that involves selecting the right materials, tools, and techniques to bring your vision to life. This book provides a comprehensive guide to the process, from selecting the right fabric to the final finishing touches.



When you start creating your own art-inspired handbags, you'll need to choose the right fabric. The fabric should be sturdy enough to hold the pattern and have a texture that complements the design. The book provides a detailed guide to selecting the right fabric for your project.



The book also includes a detailed guide to the tools and materials needed for creating your own art-inspired handbags. It provides a comprehensive list of the tools and materials you'll need, along with instructions on how to use them.



LET'S COMBINE YOUR PRODUCT IDEAS & MY ARTWORK TO CREATE SOMETHING *STUNNING!*

HGTV magazine



glossy! HGTV DREAM HOME 2017

small spaces
big style!

cozy, colorful ideas to make the most of every square inch



109 all-star accessories
(they're affordable, too!)

PAINT TRICKS
the pros know

Check out a few of our mentions
IN THE PRESS!

DISH TOWELS *worthy of a frame*

COASTERS *the pros know*

SIDE TABLES *the pros know*

109 all-star accessories (they're affordable, too!)

PAINT TRICKS the pros know

glossy! HGTV DREAM HOME 2017

small spaces big style!

cozy, colorful ideas to make the most of every square inch

109 all-star accessories (they're affordable, too!)

PAINT TRICKS the pros know

100 IDEAS flea market style

MAKE
A SHELF

DECORATE
WITH
BARGAIN
FINDS

15
WAYS TO
SCORE
THE BEST
DEAL

REFRESH
A CHURCH
BENCH

WEEKEND
MAKEOVERS
FURNITURE FLIPS,
PORCH FACELIFTS, AND
CLEVER STORAGE



95

show your true colors

This is a color that goes down like a hot date. It's a color that's been around for a long time, but it's not always been popular. It's a color that's been around for a long time, but it's not always been popular. It's a color that's been around for a long time, but it's not always been popular.







BOW **WOW!!**




















A decorative border of watercolor-style flowers and foliage surrounds the central text. The top border features a large pink rose, yellow daisies, and purple sprigs. The bottom border includes red and pink roses, yellow flowers, and blue hydrangeas. The sides are adorned with various colorful leaves and smaller floral elements.

FOR LICENSING INQUIRES:

THE B[®]AND LIAISON

www.TheBrandLiaison.com
855-843-5424 (855-TheLiaison)

MARCY SILVERMAN
914-282-2053